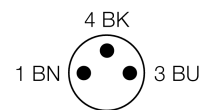
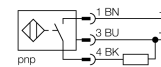


- Smooth barrel, Ø 4 mm
- Stainless steel, 1.4427 SO
- Factor 1 for all metals
- Resistant to magnetic fields
- Large switching distance
- DC 3-wire, 10...30 VDC
- NO contact, PNP output
- M8 x 1 male connector

Wiring diagram



Type code	BI1U-EH04-AP6X-V1331
Ident no.	4602113
Rated switching distance S_n	1 mm
Mounting conditions	flush
Assured switching distance	≤ (0,81 x S _n) mm
Repeatability	≤ 2 % of full scale
Temperature drift	≤ ± 10 %
	≤ ± 20 %, ≤ 0 °C
Hysteresis	3...15 %
Ambient temperature	-25...+70 °C
Operating voltage	10...30VDC
Residual ripple	≤ 10 % U _{ss}
DC rated operational current	≤ 100 mA
No-load current I ₀	≤ 20 mA
Residual current	≤ 0.1 mA
Rated insulation voltage	≤ 0.5 kV
Short-circuit protection	yes/ cyclic
Voltage drop at I ₀	≤ 1.8 V
Wire breakage / Reverse polarity protection	yes/ complete
Output function	3-wire, NO contact, PNP
Switching frequency	2 kHz
Construction	smooth barrel, 4 mm
Dimensions	42.7 mm
Housing material	stainless steel, 1.4427 SO
Material active area	plastic, PA
Connection	male, M8 x 1
Vibration resistance	55 Hz (1 mm)
Shock resistance	30 g (11 ms)
IP Rating	IP67
MTTF	874 years acc. to SN 29500 (Ed. 99) 40 °C
Switching state	LED yellow

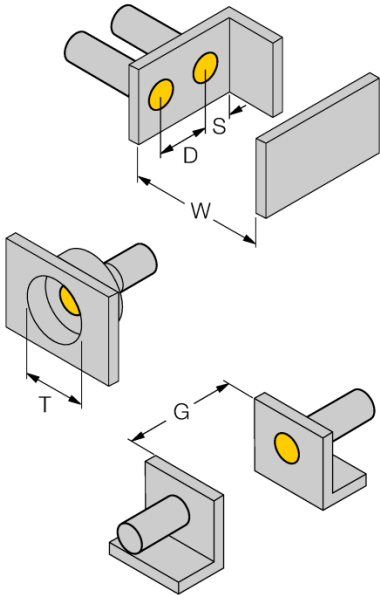
Functional principle

Inductive sensors detect metal objects contactless and wear-free. *uprox®3* sensors have significant advantages due to their patented ferrite-coreless multicoil system. They excel in largest switching distances, maximum flexibility and operational reliability as well as efficient standardization.

**Inductive sensor
BI1U-EH04-AP6X-V1331**

Distance D	2 x B
Distance W	3 x Sn
Distance T	3 x B
Distance S	1.5 x B
Distance G	6 x Sn

Diameter of the active area B \varnothing 4 mm



Accessories

Type code	Ident no.	Description	Design
BS 540	69475	Fixing clamp; material mounting block: Anodized aluminium; clamp sleeve: Steel	
MBS40	69477	Fixing clamp; material mounting block: Anodized aluminium	