



- » AC zero crossing solid state relay.
- » Input range: 5 - 24 VDC.
- » Maximum load current (AC1 at 25° C): 25, 60 A.
- » Operational ratings: 48 - 480 VAC.
- » Frequency range: 50 - 60 Hz.
- » Maximum non-repetitive peak voltage: 1.000 Vp.
- » Two LEDs indicators (input / output).
- » Clip on protective cover for greater safety (IP 20).
- » Heat sink included.
- » Can be mounted directly on a DIN-rail with a clip for DIN-rail.

References

Control voltage	Operational voltage	Operational current	Reference
5 - 24 VDC	48 - 480 VAC	25 A	RS1A0R024DC480025Z
		60 A	RS1A0P024DC480060Z

General specifications

Dielectric insulation (between input & output)	2,500 VAC
Operating temperature	-40 °C to 80 °C
Storage temperature	-45 °C to 85 °C
Ambient humidity	Operating: up to 85 %
CE marking	Yes

Input specifications

Control voltage range	5 - 24 VDC
Input current (max)	16/18 mA @ 5 V/24 V
Pick-up voltage	2,2 VDC
Drop-out voltage	2,2 VDC
Maximum reverse voltage	24 VDC
Max. response time pick-up	10 ms
Max. response time drop-out	10 ms

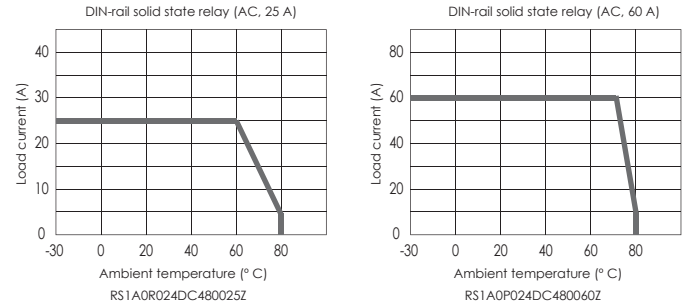
Output specifications

Maximum load current (AC51 @ Ta = 25° C)	25, 60 A
(AC53a @ Ta = 25° C)	5, 15 A
Load voltage range	48 - 480 VAC
Frequency range	50 - 60 Hz
Max. non-repetitive peak voltage	1.000 Vp
Max. non-repetitive peak current (t=10ms)	350 Ap / 25 A 630 Ap / 60 A
Maximum off state leakage current	3 mArms
Minimum off state dv / dt	500 V / useg
Maximum on state voltage	<1,2 VAC
Minimum load current	0,1 Arms
i²t(10 ms) (orientative data)	625 A²s (25 A) 2.025 A²s (60A)

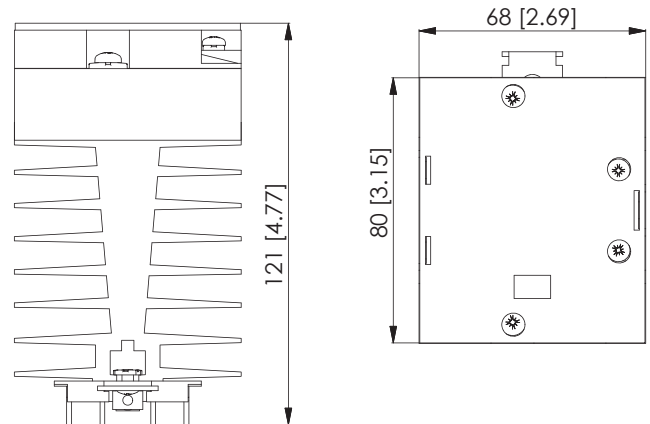
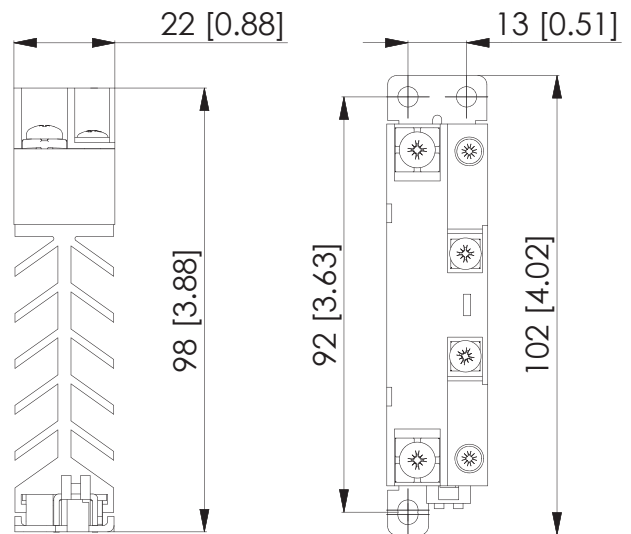
Housing specifications

Dimensions (L x W x H mm)	75 x 35 x 100	80 x 70 x 105
Weight	200 gr	340 gr
Baseplate	Aluminum, nickel-plated	
Control terminal (M3x6) torque	1,2 Nm	
Power terminal (M5x9) torque	2,4 Nm	

Load current vs. ambient temperature



Dimensions (mm. inch)



Diagram

