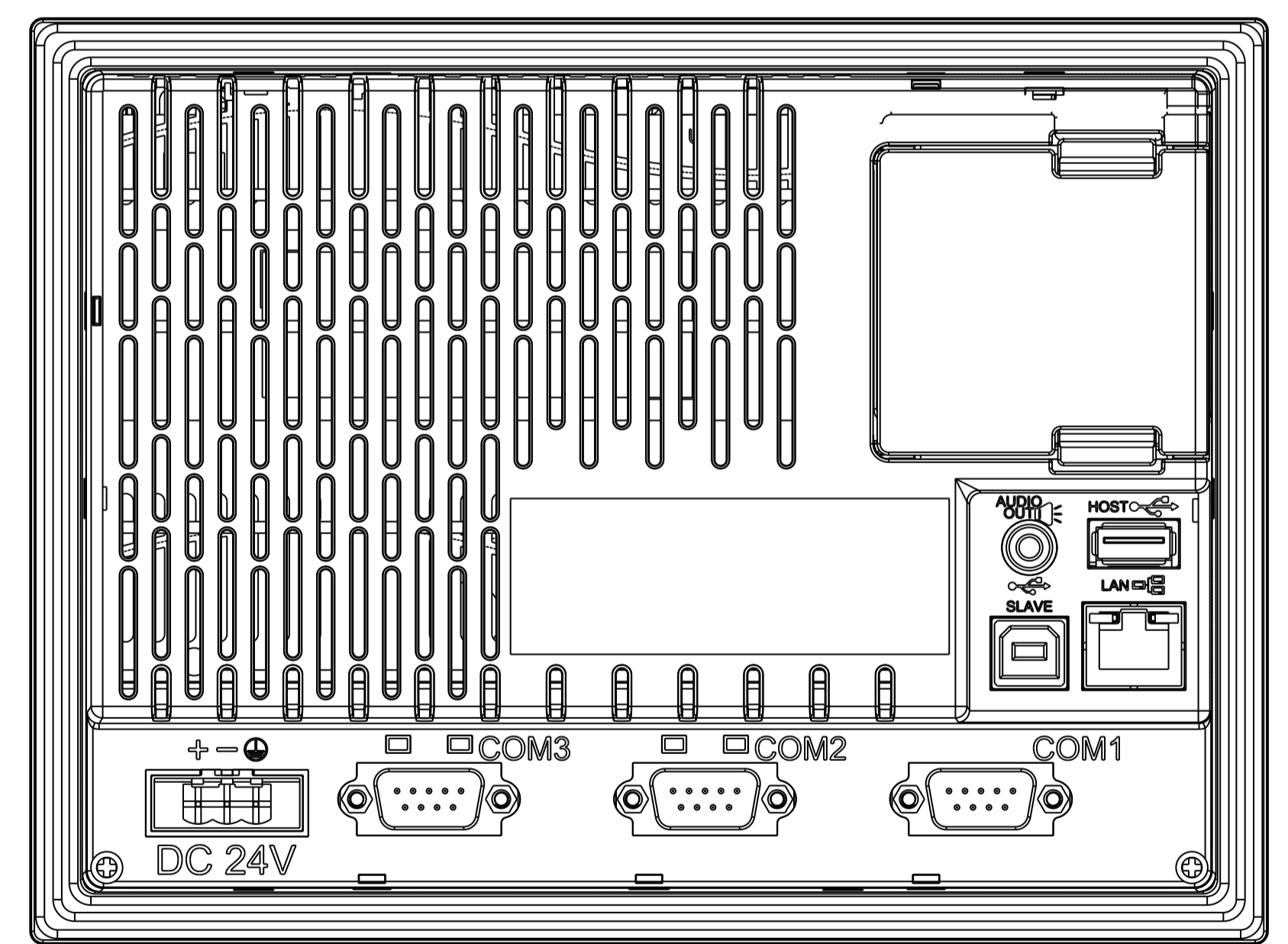
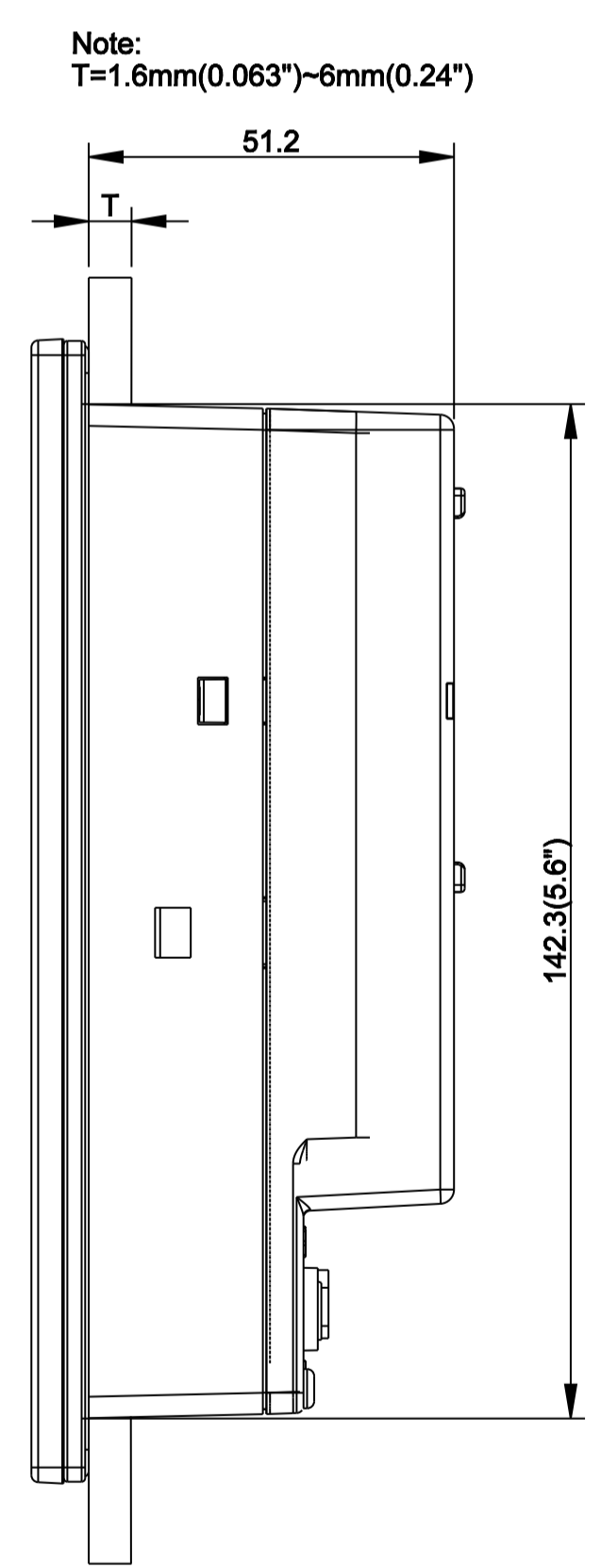


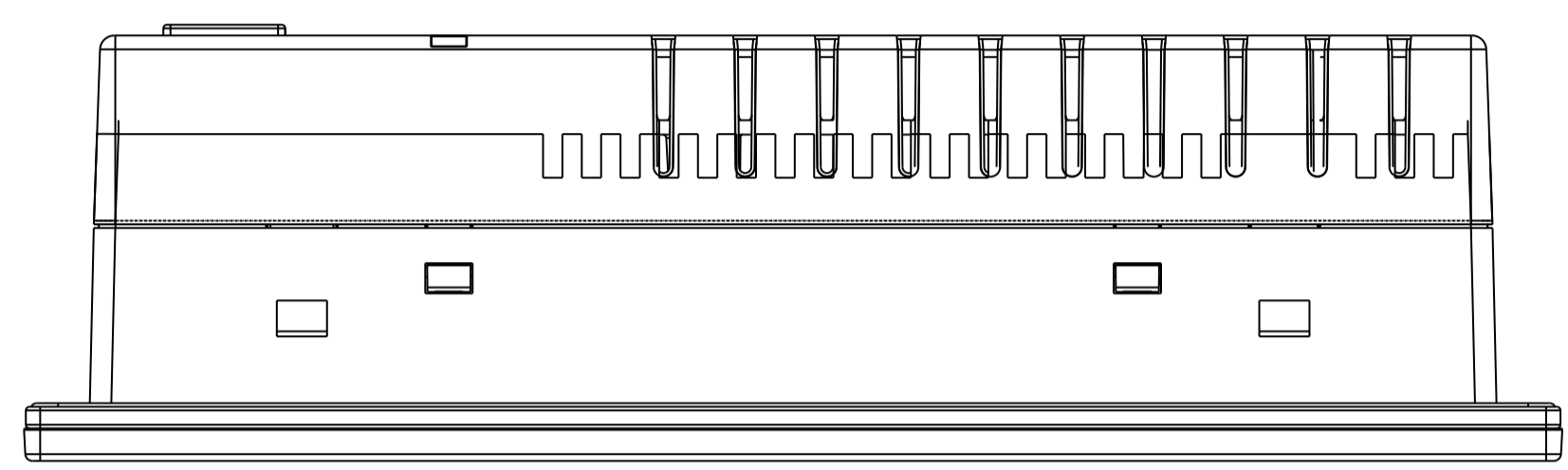


1 2 3 4 5 6 7 8 9 10 11

REV.	ECN NO.
00	152A-106007

A
B
C
D
E
F
G
H
I
J

A
B
C
D
E
F
G
H
I
J



台達電子工業股份有限公司 DELTA ELECTRONICS, INC.		DRAWN: DATE: 05/06/2010	DESIGN: ECN NO.: 152A-106007
THESE DRAWINGS AND SPECIFICATIONS ARE THE PROPERTY OF DELTA ELECTRONICS, INC. AND SHALL NOT BE REPRODUCED OR USED AS THE BASIS FOR THE MANUFACTURE OR SELL OF APPARATUS OR DEVICES WITHOUT PERMISSION.		DIMENSIONAL TOLERANCES (V) () () () ANGLES DECIMALS <50 ±0.1 <50 ±0.15 <50 ±0.2 <30' ±0.1' X ±0.3 >50-100 ±0.15 >50-100 ±0.2 >50-100 ±0.25 >30'-60' ±0.3' XX ±0.2 >100-200 ±0.2 >100-200 ±0.25 >100-200 ±0.3 >60'-90' ±0.5' XXX ±0.1 >200- ±0.25 >200- ±0.25% >200- ±0.3%	
DRAWING NAME: PD		A1 SIZE THRO ANGLE PROJECTION	PART NO.: REV. 00
USED ON DOP-B07S(E)415	UNIT mm	SCALE 1.000	SHEET 1 OF 1 11 DF-MEA1H-2R01

1 2 3 4 5 6 7 8 9 10 11